

Verified Inside Test Results

PRODUCT NAME

Beyond Shake Salted Caramel Vanilla



DESCRIPTION

- Non GMO, dairy, soy, egg, nut and gluten free
- Beyond™ Tri-Protein blend (organic pea protein isolate, organic rice protein, and organic hemp protein)
- Only 100 calories per serving

DETAILS

LOT #: 7363PA
 Net Weight: 1.54 lbs / 700g
 Serving Size: 31g
 Servings per Container: 28

Nutrition Facts

28 servings per container
Serving size 1 Scoop (31g)

Amount per Serving
Calories 100

% Daily Value*

Total Fat 1.5g	2%
Saturated Fat 0g	0%
Trans Fat 0g	
Cholesterol 0mg	0%
Sodium 330mg	14%
Total Carbohydrates 9g	3%
Dietary Fiber 8g	29%
Total Sugars 1g	
Includes 0g Added Sugars	0%
Protein 15g	

Vitamin A 80% • Vitamin C 35%
 Vitamin D 25% • Vitamin E 70%
 Thiamin 70% • Riboflavin 70%
 Niacin 70% • Vitamin B6 60%
 Folate 80% • Vitamin B12 130%
 Biotin 500% • Calcium 40%
 Iron 30% • Phosphorus 30%
 Iodine 50% • Magnesium 50%
 Zinc 70% • Copper 110%
 Chloride 10% Pantothenic Acid 100%

*Percent daily values are based on a 2,000 calorie diet. Your daily values may be higher or lower depending on your calorie needs.

	Calories	2,000	2,500
Total Fat	Less than	65g	80g
Saturated Fat	Less than	20g	25g
Cholesterol	Less than	300mg	300mg
Sodium	Less than	2,400mg	2,400mg
Potassium		3,500mg	3,500mg
Total Carb.		300g	375g
Dietary Fiber		25g	30g
Protein		50g	65g

1 Quality Attributes

Identity

Knowing what specific ingredients are present in each product is key. Protein can come from a variety of sources; Verified Inside tests the protein identity in addition to Purity and Potency measures.

Purity

Verification testing for chemical, microbiological, allergenic contaminants and known adulterants.

Strength & Composition









Strength, or commonly used term potency refers to verification tests to confirm quantity of dietary ingredients, markers, nutritional declarations and to ensure the compositional integrity of the product.


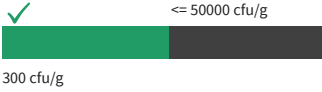

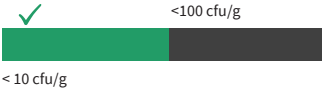




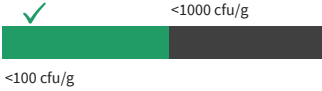

2 What were the results?


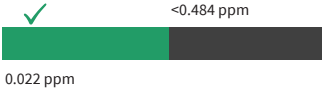

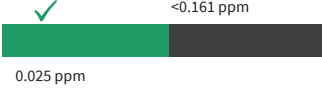

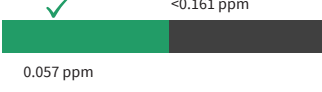

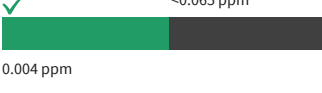

TEST TYPE


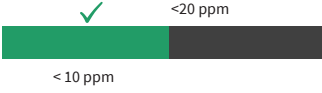

TEST/METHOD



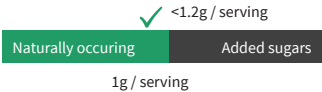

RESULT

TEST TYPE	TEST/METHOD	RESULT
 IDENTITY powered by 	1 Pea Protein GL-803	Presence Confirmed  CONFORMS
	2 Rice Protein GL-803	Presence Confirmed  CONFORMS
 STRENGTH	1 Protein AOAC 2001.11	 15 g/serv   CONFORMS

TEST TYPE	TEST/METHOD	RESULT	
 PURITY MICRO-BIOLOGICAL CONTAMINANTS	1 Aerobic Plate Count USP <2021>	 300 cfu/g	 CONFORMS
	2 Coliforms AOAC 991.14	 < 10 cfu/g	 CONFORMS
	3 E. coli USP <2022>	Negative (Not detected)	 CONFORMS
	4 Salmonella USP <2022>	Negative (Not detected)	 CONFORMS
	5 Staphylococcus aureus USP <2022>	Negative (Not detected)	 CONFORMS
	6 Yeasts and Molds AOAC 2014.05	 <100 cfu/g	 CONFORMS

 PURITY HEAVY METALS	1 Arsenic AOAC 993.14	 0.022 ppm	 CONFORMS
	2 Cadmium AOAC 993.14	 0.025 ppm	 CONFORMS
	3 Lead AOAC 993.14	 0.057 ppm	 CONFORMS
	4 Mercury EPA 7473	 0.004 ppm	 CONFORMS

 PURITY ALLERGENS	1 Gluten AOAC 2015.05	 < 10 ppm	 CONFORMS
--	---------------------------------	--	--

 COMPOSITION powered by 	1 Total Sugars GL-808	 1g / serving	 CONFORMS
--	---------------------------------	--	--